

# Ficha 1 - Letra P

1.:

Rodeia todas as letras que correspondem à letra P.

Pp



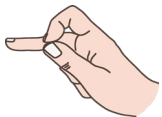
U

i



p

A



U

P

e



p

p



a



I

E

O

E



A

p



I

u

a

O



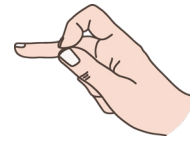
O

# Ficha 2 - Letra P

1.:

Une as letras correspondentes.

i



O



u



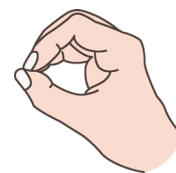
P



a










E



# Ficha 3 - A letra P

1.⠠⠠⠠

Pinta os pontos necessários para fazeres a letra P em Braille.




# Atividade 1 - A letra P

1. ⠠⠠

Cada criança coloca um cartão com uma letra ao pescoço.

2. ⠠⠠

Deve encontrar entre as diversas letras aquelas a que corresponde a letra que carrega ao pescoço.




# Atividade 2 - Letra P

1.⋮

Pensa num animal que comece por “P”.

2.⋮

Imita a posição dos lábios e o som da letra P.




# Ficha 4


1.:

Usa as células para escreveres o teu nome e o dos teus colegas


O meu nome é: \_\_\_\_\_



O nome do meu amigo é: \_\_\_\_\_



O nome do meu amigo é: \_\_\_\_\_



O nome do meu amigo é: \_\_\_\_\_



# Atividade 3

1.:



Com a ajuda das cartas do Alfabeto EKUI, faz o teu nome em Língua Gestual Portuguesa.

2.:

Consegues ver a semelhança entre as letras e os gestos?

1.:

I V O



2.:

I V O



# Atividade 3





